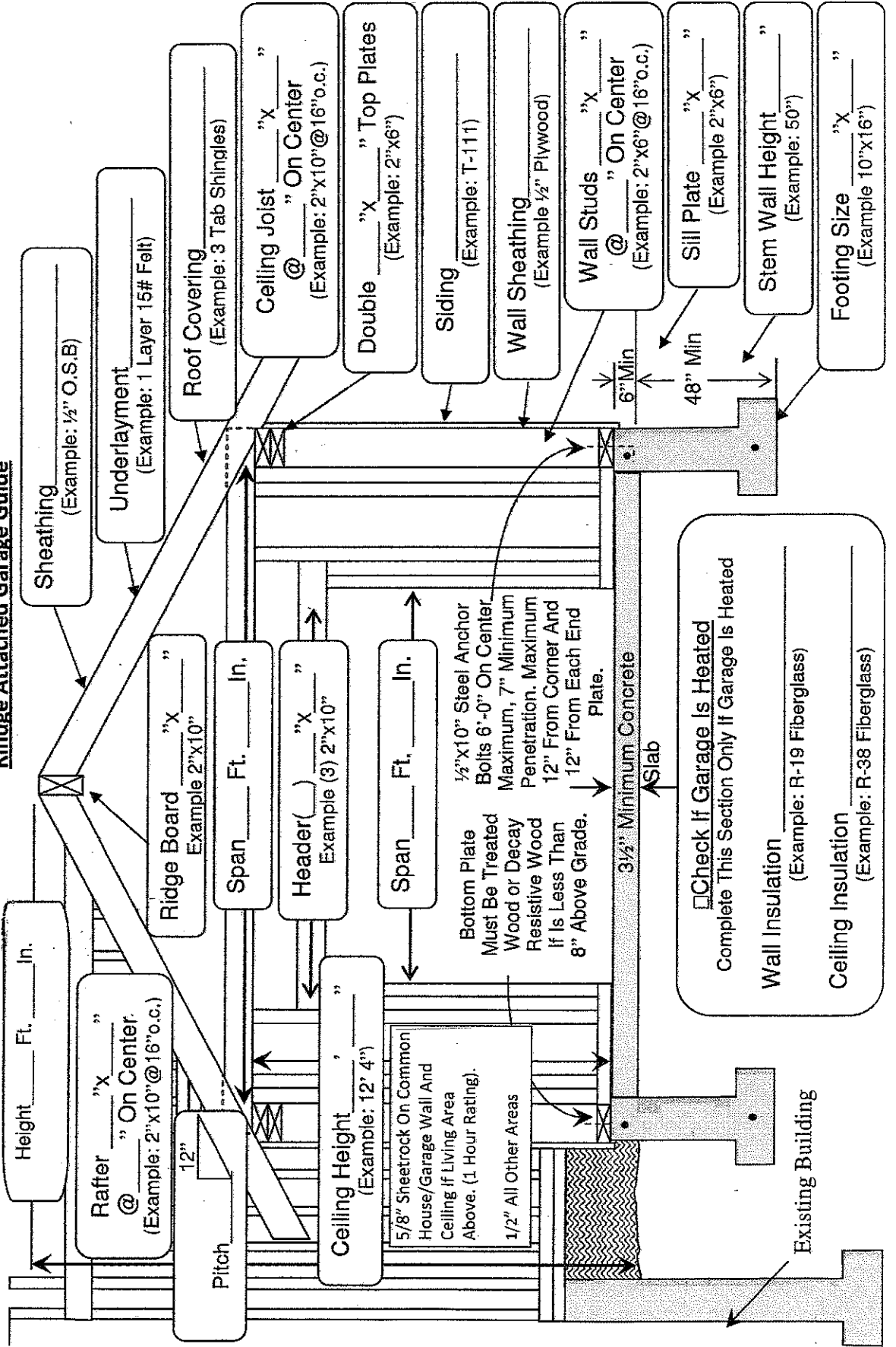



Rindge Building Department
 30 Payson Hill Rd, PO Box 163
 Rindge NH 03461
 Phone: 603-899-5181 Ex 109
 Fax: 603-899-2101
 buildingdept@town.rindge.nh.us

Map # _____
 Lot # _____
 Zoning: _____
 Date: _____

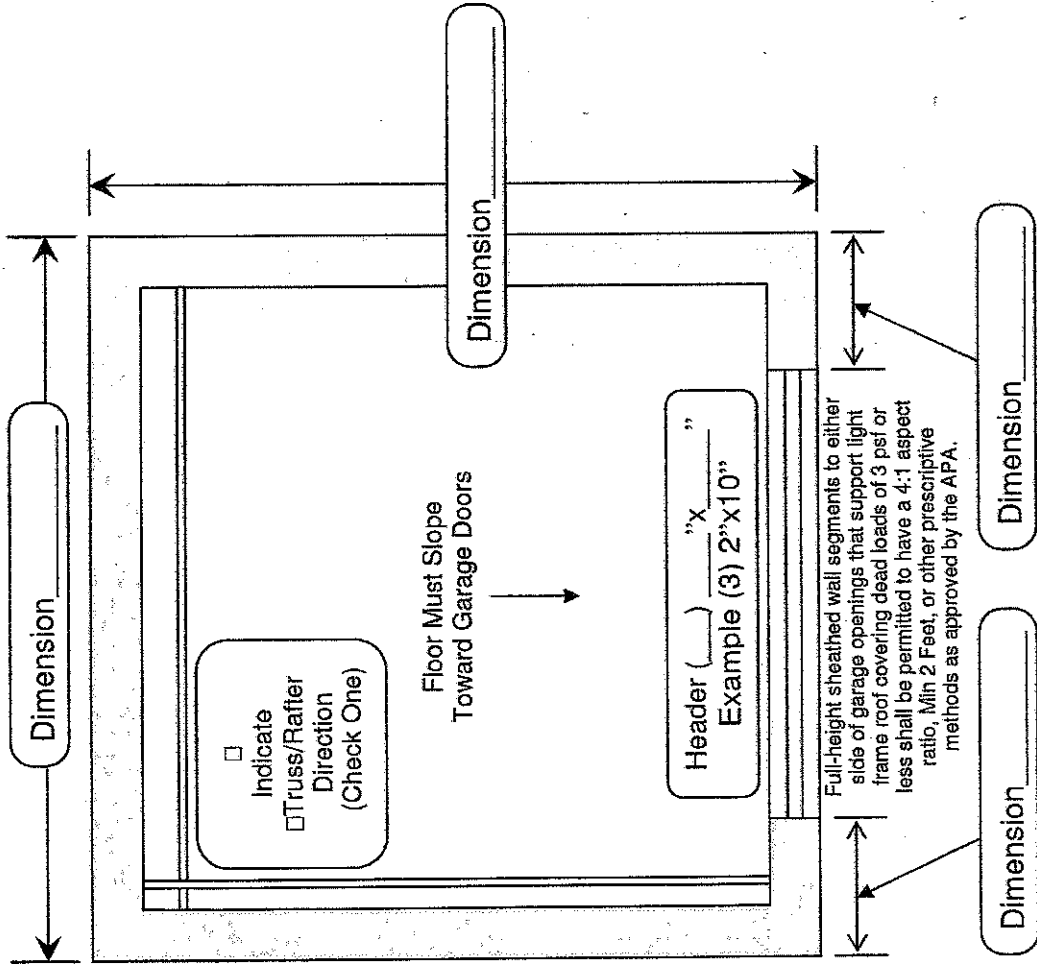
Rindge Attached Garage Guide





Rindge Building Department
 30 Payson Hill Rd, PO Box 163
 Rindge NH 03461
 Phone: 603-899-5181 Ex 109
 Fax: 603-899-2101
 buildingdept@town.rindge.nh.us

Map # _____
 Lot # _____
 Zoning: _____
 Date: _____




Foundations:

The Foundation System That The Garage Is Required To Have Must Be The Equivalent To The Foundation System Of The Structure That The Garage Is Going To Be Attached To.

Check One.

- The Home Is On A Monolithic Slab, The Attached Garage Must Also Be On A Monolithic Slab And Is Limited To A Maximum Dimension of 24'x24'.
 - The Home Is On A Frost Wall Type Foundation System, The Garage Will Be Required To Have A Minimum Of A 4' Frost Wall.
- Single Story Minimum of 2"x4" @ 16" On Center
 One and A Half Story Minimum of 2"x6" @ 24" On Center

1 Hour fire Rating Required Between Garage and Living Area



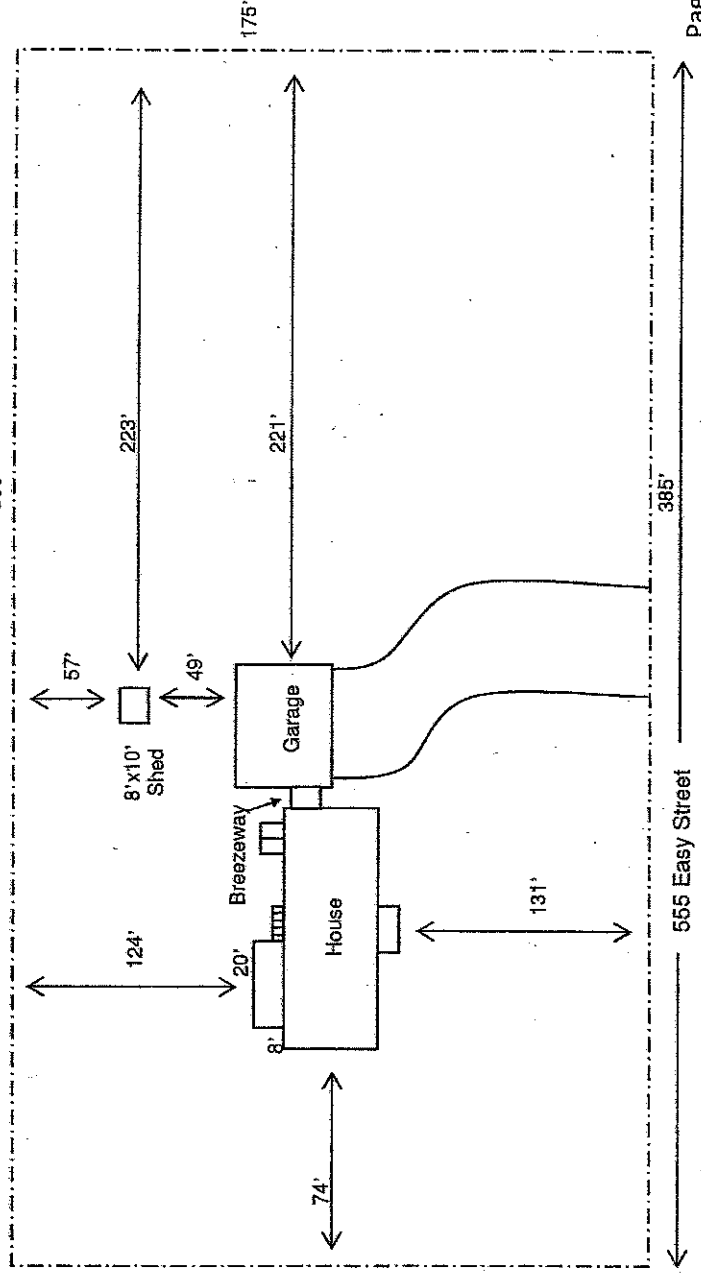
Rindge Building Department
 30 Payson Hill Rd, PO Box 163
 Rindge NH 03461
 Phone: 603-899-5181 Ex 109
 Fax: 603-899-2101
 buildingdept@town.rindge.nh.us

Map # _____
 Lot # _____
 Zoning: _____
 Date: _____

Minimum Setbacks:

| District | FRONT / RIGHT OF WAY | SIDE / REAR | WETLAND / LAKE FRONT |
|------------------------------------|----------------------|------------------|----------------------|
| Residential | 50 Feet | 15 Feet | 50 Feet |
| Residential / Agricultural Village | 50 Feet | 30 Feet | 50 Feet |
| Commercial / Light Industry | 50 Feet | 15 Feet | 50 Feet |
| Commercial | Contact Planning | Contact Planning | 50 Feet |
| College | Contact Planning | Contact Planning | 50 Feet |
| Gateway | 75 Feet | Contact Planning | 50 Feet |
| | 25 Feet | Contact Planning | 50 Feet |

A site plan must accompany the application for the Addition (Page 4 of Application)



Steps To Obtain Accessory Permit

- Complete Page 1 & 2 of this Guide
- Fill Out Building Permit Application Package
- 1 Hour Fire Rating between Garage and living area
- Provide Stamped Truss Specs for all Engineered Roof & Floor Trusses and Manufactured Beam
- Submit All Forms To Building Department With Payment